

# *Plants for Southern California Homes*



**MWD**

*METROPOLITAN WATER DISTRICT OF SOUTHERN CALIFORNIA*

# ***Acknowledgements***

This class was developed for  
Metropolitan Water District of Southern California  
by WaterWise Consulting



# Plants for Southern California Homes

*Descriptions and uses of plants in the seminar*

This book includes the 25 plants covered in the seminar. These are not necessarily the best plants for you, but all are good plants for Southern California climates. Most are dependable, adaptable and do not need very much water.

## Key to the plant sheets

***Arbutus unedo***. The first name of each sheet is the scientific name (genus and species) and is usually written in italics. When the name includes the genus and is followed by the word 'species', *Acacia* species for example; this means that several species in the genus are covered in the class.

**Strawberry Tree**. The second name on each sheet is the common name for the plant. In some cases, common names can be ambiguous making it important to use the scientific name when ordering plants.

Each plant sheet includes one of the following symbols and indicates its growth habit.



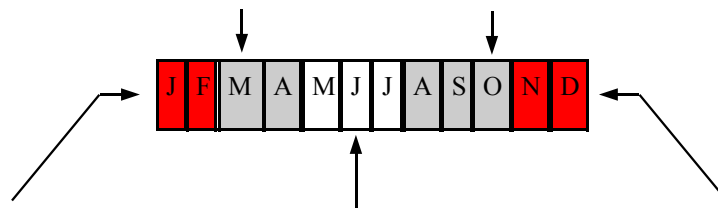
The average height and width is also given.



This graphic shows which month the plant produces flowers and/or fruit.

J F M A M J J A S O N D = Month

Gray indicates months with no color



Colored blocks (white and red) indicate month and color of flower or fruit.

This page was purposely left blank


## Table of Contents

<b><u>California Native Plants</u></b>		6
Benefits of using native plants		7
Plant Selection Tips		8
Planting Guidelines		9
Maintenance Recommendations		10
 <b><u>Shrubs</u></b>		 11
<i>Cistus</i> species	(Rockrose)	12
<i>Eriogonum</i> species	(Wild Buckwheat)	13
<i>Eschscholzia californica</i>	(California Poppy)	14
<i>Fremontodendron</i> species	(Flannel Bush)	15
<i>Limonium perezii</i>	(Statice)	16
<i>Rhaphiolepis indica</i>	(India Hawthorn)	17
<i>Rhus integrifolia</i>	(Lemonade Berry)	18
<i>Salvia clevelandii</i>	(Cleveland Sage)	19
 <b><u>Groundcover</u></b>		 20
<i>Artemisia</i> species	(California Sage Brush)	21
<i>Baccharis</i> species	(Coyote Brush)	22
<i>Cotoneaster dammeri</i>	(Bearberry Cotoneaster)	23
<i>Lantana montevidensis</i>	(Trailing Lantana)	24
 <b><u>Trees</u></b>		 25
<i>Arbutus unedo</i>	(Strawberry Tree)	26
<i>Geijera parviflora</i>	(Australian Willow)	27
<i>Prunus ilicifolia lyonii</i>	(Catalina Cherry)	28
<i>Quercus agrifolia</i>	(Coast Live Oak)	29
<i>Washingtonia filifera</i>	(California Fan Palm)	30
 <b><u>Multi-Category Plants</u></b>		 31
<i>Arctostaphylos</i> species	(Manzanita)	32
<i>Bougainvillea</i> species	(Bougainvillea)	33
<i>Ceanothus</i> species	(Wild Lilac)	34
<i>Heteromeles arbutifolia</i>	(Toyon)	35
<i>Lyonothamnus floribundus</i>	(Catalina Ironwood)	36
<i>Melaleuca nesophila</i>	(Pink Melaleuca)	37
<i>Rhus ovata</i>	(Sugar Bush)	38
<i>Ribes viburnifolium</i>	(Evergreen Currant)	39

# California Native Plants


## Native Plants—The New Trend

There is a new trend in Southern California gardening, and you can become part of it. Southern California offers the ideal climate and conditions for a vast array of plants. Let's take advantage of the local climate and the wide selection of native plants as we plan and install our garden. Often we change the conditions in our garden to fit the plant material.



Why attempt to establish a plant that is not naturally adapted to local conditions? Why not help the local ecosystem by selecting the right plant material. More and more Californians are doing it, and we hope that soon you will too. It's time to change our way of thinking.

***"It's time for your garden to go native."***



### ***This Handbook***

This handbook will provide you with useful information on using Southern California native plants. You will find detailed information on specific native trees, shrubs, and groundcovers, as well as general information on the planting and maintenance of native plants.

Topics in the handbook include:



***Introduction*** – The benefits of using Southern California native plants

***Plant Selection*** – Tips to help you select the right plant

***Planting Guidelines*** – When and how to plant natives

***Maintenance Recommendations*** – Watering and maintenance

***Native Plant Resources*** – Books, nurseries, gardens, and clubs

***List of Potential Plants*** – Native trees, shrubs, and groundcovers

***The Native Plant Handbook***

***Benefits of Native Plants***

***Plant Guidelines***

***Plant Selection***

***Maintenance Ideas***

***List of Plants***

***Resource Information***

# ***Benefits of Using Native Plants***

For thousands of years, native plants of California have adapted to the same conditions in which other plants need significant watering, fertilizers, and constant care. Think of it this way, when we visit a different part of the world where customs and local conditions are different, it takes work for us to adapt. Yet the locals don't seem to have trouble adapting...they live there. Our native plants are the same...they live here! Following are some of the benefits native plants provide.

## ***Reduced Water Use***

Natives only need supplemental water to become established and need very little in the summer. Water use in your garden accounts for more than half of your total water use at home. By using natives in your garden, along with proper watering techniques, you'll be on your way to a reduction in your water bill.



## ***Less Maintenance***

If you choose the appropriate native plants to fit your landscape use, maintenance of your garden will be minimal. Make sure you choose the plant with the growth habit you need. For example, if you're looking for a low-growing shrub, don't install a plant that requires pruning to keep it low growing. Also, native plants don't need fertilizer.

## ***Less Use of Chemicals***

Native plants are less likely to develop disease or pest problems, hence less use of chemicals to combat those problems. Along with that, you will also be reducing pollution, through a reduction of chemical use, and irrigation runoff, that eventually goes to the ocean.

## ***Less Green-Waste***

Native plants generally produce less green-waste compared to other garden plants. This helps by reducing the amount of pruning that needs to be done. It also helps our landfills where it is estimated that 30% of space is green-waste produced by our landscapes. The use of native plants will also improve and provide a healthier ecology.

***The Native  
Plant  
Benefits***

***Water Saving***

***Reduction on  
your Water Bill***

***Less Garden  
Maintenance***

***Less Use of  
Chemicals***

***A Reduction in  
Green-Waste***

***Healthier  
Ecology***




# ***Plant Selection Tips***

Now, that you're aware of the many benefits of native plants you're probably eager to start incorporating native specimens into your garden. But before doing so, let's go over some plant selection tips.

Develop a list of possible plants before actually purchasing any plants. The list should be divided into categories of trees, shrubs, vines, and groundcovers. Remember, as your list of candidate plants increases, so does your chance of finding them at your local nursery.

## ***Grouping Plants Together***

To have a successful native garden, find out how plants should be grouped together. Grouping is easy. Simply observe native plants either in their natural habitat, in botanical gardens, or other home gardens. Then compare their natural habitat to the conditions you have at home. Each plant should be placed in the location that best resembles their natural habitat. This will be the community or group to which the plant belongs.



## ***Selecting Plant Groups***

In creating a community or group of plants, consider specific information such as sun exposure, adaptation to drought, growing season, growth rate, size, and visual character. Group plants with similar needs. For example, plants native to coastal regions may perform better in partial shade if located in a warm inland location.

## ***Plan Ahead – Plan in Stages***

Your garden is a living and ever changing entity, and it will be changing throughout the years. How is your garden going to look in five or ten years? When planning for your native garden, plan for the future and allow for your garden to grow and mature. Know the growing habits of the plants in consideration. Because of their large size and visual character, trees, become important to the overall garden effect and conditions. A large shady tree provides a cool microclimate under its canopy, which may then ask for a particular type of undergrowth.

***Plant Selection***

***Observe Plants In Natural Habitat***

***Develop a list of Plants***

***Group Plants according to Needs***

***Provide Plants with Proper Conditions***

***Plan in Stages***

***...and have fun***



# Planting Guidelines

Most California native plants may be planted all year in coastal areas and from spring to summer in hot climates. Some people have the most success with fall planting while others think spring is best. If planting by seed, try to replicate nature by sowing seeds when natives plants do.

## The Right Plant in the Right Spot

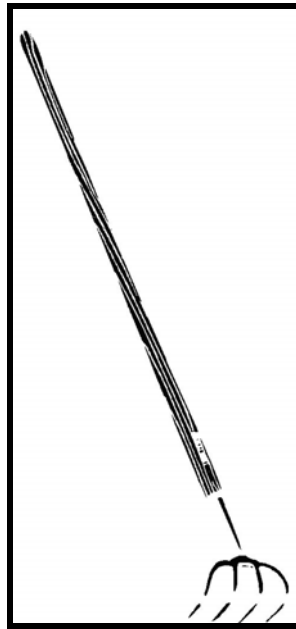

Although you have created plant groups or communities, it becomes necessary to provide the plant with the best growing conditions. Find out if the plant prefers a dry and sunny area, sun with water, dry shade, or shade with water. Also consider the soil when selecting your plants. Many soils have poor deep water drainage. Others are very shallow.

Most native plants don't need the soil to be amended, as it is easier for these plants to tap into the native soil more quickly. Amendment, for the most part, should only be provided as a top dressing in the watering basin to reduce water lost to evaporation and provide a time released feeding. Remember that adding compost may reduce the amount of fertilizer you need to apply, for it too will provide nutrients.

## Planting Tips

Planting holes should be 2-3 times the diameter of the container, but equal in depth. The rootball may be set slightly higher than the surrounding soil level. A water basin may be formed with excess soil. To avoid diseases, do not apply mulch immediately near the plant base.

Plants must be watered immediately after installation. A 3 - 4 inch layer of mulch material may cover the surrounding soil, including leaf litter, chipped branches, or rock. Avoid planting in hot summer temperatures.



**Plant  
Guidelines**

**Fall Planting**

**Well-drained  
Soil**

**Soil  
Amendments**

**Slow release  
Fertilizer**

**Planting hole  
2—3 times  
wider**

**Mulch on  
surrounding  
Soil**

# Maintenance Recommendations

## Watering Your Natives

Plants will benefit from irrigation from November through March for the first two years. Most native plants establish successfully within two years, and will need little supplemental watering after that. Once established, native plants may go through the entire summer with only two waterings. More frequent watering in the summer, as well as overhead irrigation, may lead to root rot and fungus problems.

If supplemental water is applied in excess, plants will grow faster and larger and may need to be pruned more often. It will take some practice to learn the right amount of water needed by a species planted in your garden.



## Fertilizer for Native Plants

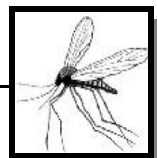
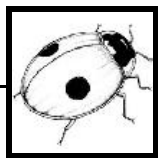


Fertilizer may be applied at the time of planting only. Native plants will not benefit from fertilizer application after that. In fact, over-fertilizing encourages weeds and may lead to rapid growth from the native plants. Native plants are naturally adapted to soils of low fertility.

## Pruning Natives

Pruning should be provided after a plant completes its flowering cycle and the new foliage shoots are in the beginning stages of growth. Be sure to prune dead or broken branches, especially in fire hazard areas. Young plants will benefit from pruning and shaping to develop a good form.

## Pests and Diseases

If given the proper growing conditions, native plants will experience few pest and disease problems. Proper growing conditions include proper exposure (amount of sunlight), appropriate watering, good drainage, and pruning to avoid overcrowding of plants. Native plants are not susceptible to pests and diseases, but many times we make them susceptible through inadequate maintenance. Become acquainted with your plants and know the requirements of your garden.



**Maintenance  
Tips**

**Watering  
Natives**

**Plant  
Establishment**

**Fertilizer**

**Pruning  
Natives**

**Pests and  
Disease**

# *Shrubs*



*Cistus species*

*Fremontodendron species*



*Limonium perezii*

## Cistus species

Rockrose  
Cistaceae family



↑  
2 to 6 ft.  
↓

← 2 to 5 ft. →

**Flowers & Fruit**  
White or rose colored flowers,  
depending on species.



### HARDINESS

Hardy in all zones.

Full sun.

Little or no water once established.

### LANDSCAPE USE

Perennial flower beds, background shrub masses, slopes.

### PROBLEMS?

Basically pest free. Short lived plant. Will have poor appearance toward the end of its life span. Needs well drained soil.

### COMMENTS

Several species available that vary in flower color and growth habit.

*C. purpureus* – pink with 5 spots. Maybe the most reliable rockrose.

*C. hybridus* – white, 3 to 5 feet.

*C. salviifolius* – white, low and spreading.

Use as a ground cover.

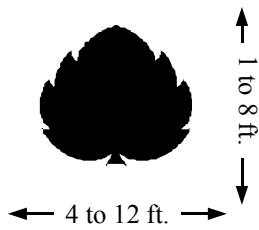




## *Eriogonum* species

### Wild Buckwheat

Polygonaceae family



**Flowers & Fruit**  
Most types bloom during the spring but dried flowers may linger into autumn months.



### HARDINESS

Hardy in all zones.

Full sun.

Needs very little if any irrigation. Avoid overhead watering in the summer which may lead to disease.

### LANDSCAPE USE

Most buckwheats have a rather 'wild' look to them that makes them hard to fit into a manicured landscape. Use in natural areas or mixed with other natives.

### PROBLEMS?

Very hardy and drought tolerant. Most types look good for 2 to 3 years and then become too leggy. Some types cannot tolerate clay soils.

### COMMENTS

- E. arborescens* – 3-5 ft tall; 4-6 ft wide.
- E. fasciculatum* – 2-3 ft tall; 2-3 ft wide.
- E. giganteum* – 5-8 ft tall; 6-10 ft wide.
- E. grande rusbescens* – 1 ft tall; 2 ft wide.
- E. 'Shasta Sulfur'* – 1 ft tall; 2-3 ft wide
- E. parvifolium* – 2 ft tall; 2 ft wide





# *Eschscholzia californica*

## California Poppy

Papaveraceae family



↑  
12 to 18 in.  
↓

← 12 to 18 in. →

**Flowers & Fruit**  
Blooms from spring to summer. Flowers vary from deep orange to more yellowish.



### HARDINESS

Hardy in all zones.

Full sun.

Needs no irrigation once established.

### LANDSCAPE USE


Use for outlying planters or perimeter and natural areas. The dry flowers can make them look dead when viewed up close.

### PROBLEMS?

Since these plants will often self-seed, they can spread and become a weed in planters where they are unwanted.

### COMMENTS

Plant seeds in early fall. If there's no rain-fall keep soil moist until seedlings emerge, no water afterward.





## *Fremontodendron* species

Flannel Bush  
Sterculiaceae family



↑  
4 to 20 ft.  
↓

**Flowers & Fruits**  
All types produce large amounts of bright yellow flowers in the spring.

← 10 to 20 ft. →



### HARDINESS

Hardy in all zones.

Full sun.

No irrigation once established.

### LANDSCAPE USE

California native gardens, revegetation projects, any planter where the goal is no irrigation.

### PROBLEMS?

May not perform very well in heavy, poorly drained soils. Fast growing but only lives about 10 years.

### COMMENTS

Avoid any irrigation or fertilizer. If planted together with plants that require water, soil must be light and well drained.

*F. californicum* – 10 to 20 ft tall and wide.

'California Glory' – 15 to 20 ft tall and wide.

'San Gabriel' – Deeply lobed leaves.

'Ken Taylor' – 4 to 6 ft tall; 12 ft tall.

'Pacific Sunset' – 12 to 15 ft tall and wide.





# *Limonium perezii*

Statice

Plumbaginaceae family



↑  
1 to 2 ft.  
↓

### Flowers & Fruit

Large deep blue to purple flower clusters on long stalks rising above foliage.

← 2 to 4 ft. →



## HARDINESS

Best near the coast, may freeze in colder inland valleys.

Full sun; part shade inland.

Needs low amounts of water.

## LANDSCAPE USE

Dramatic border plant, gives good color through summer. Large dramatic leaves provide tropical look and foliage contrast.

## PROBLEMS?

Not long lived. Needs good soil drainage. Older plants produce dead undergrowth.

## COMMENTS

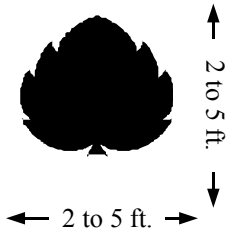
Reproduces from seed near the coast. Good maintenance plan is to replace older plants with new seedlings in early spring.



## *Rhaphiolepis indica*

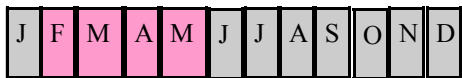
India Hawthorn

Rosaceae family



### Flowers & Fruit

Good flower production in late winter and early spring. Sporadic in late spring. White flower variety also available.



## HARDINESS

Hardy in all zones.

Full sun to part shade.

Infrequent to regular watering, depending on the location.

## LANDSCAPE USE

Give good flower in winter when little else blooms. Great low maintenance background shrub.

## PROBLEMS?

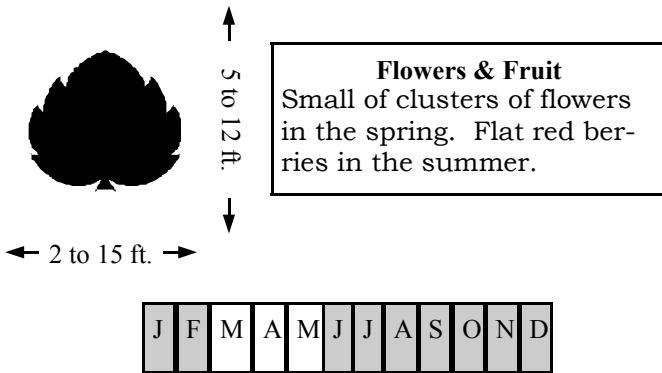
Pest and disease free. Very little pruning is necessary except to control size.

## COMMENTS

One of the most dependable and useful shrubs for Southern California. Several varieties available that grow to different heights. White flower type (Clara) blooms more prolifically but for shorter time period.



*Rhus integrifolia*  
Lemondade Berry  
Anacardiaceae family



**HARDINESS**

Hardy in all zones but may not flourish in hot climates.

Full sun.

Little to no water once established.

**LANDSCAPE USE**

California native gardens, large slopes, revegetation projects, background shrub.

**PROBLEMS?**

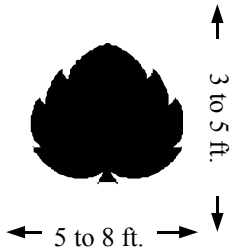
May get verticillium wilt, especially if there is regular irrigation.

**COMMENTS**

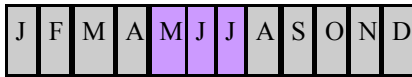
Native to Southern California coastal sage scrub and chaparral habitats. Upright branches have a somewhat stiff growth habit. Berries can be used to make a lemonade-like beverage. If planted where there are regular ocean breezes it tends to grow lower and more prostrate.



*Salvia clevelandii*  
Cleveland Sage  
Lamiaceae family



**Flowers & Fruit**  
Fragrant one inch long pale to deep purple flower whorls on long stems.



**HARDINESS**

Hardy in all zones.

Full sun.

Very little water once established.

**LANDSCAPE USE**

California native gardens, revegetation projects, background shrub in low water use planter bed.

**PROBLEMS?**

May not perform well in heavy clay soils. Do not use in planter beds mixed with plants that need regular water.

**COMMENTS**

‘Winnifred Gillman’ – 3 ft high and wide.  
‘Aromas’ – larger darker blue flowers.  
‘Allen Chickering’ – flowers abundantly.  
‘Poza Blue’ – Tolerates cold (10 degrees).



# *Groundcover*



*Artemisia species*

*Cotoneaster dammeri*

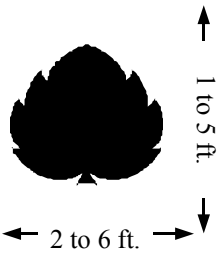




## Artemisia species

### Sagebrush

Asteraceae family



**Flowers & Fruit**  
Flowers are small and inconspicuous.



### HARDINESS

Hardy in all zones.

Full sun.

Little to no water on the coast, more inland.

### LANDSCAPE USE

California native gardens, foliage contrast, ground cover, revegetation projects, low water use flower beds.

### PROBLEMS?

May not tolerate regular watering. Some types may lose their leaves in the summer or in freezing weather.

### COMMENTS

Native California Sagebrush is not very useful in a landscape. Hybrids have nicer foliage and keep their leaves all year.

'Canyon Grey' – 1 ½ ft tall; up to 12 ft wide

'Powis Castle' – 3 ft tall; 4 ft wide.

'Montara' – 2 ft tall; 5 ft wide

Several other sagebrush species may be available.

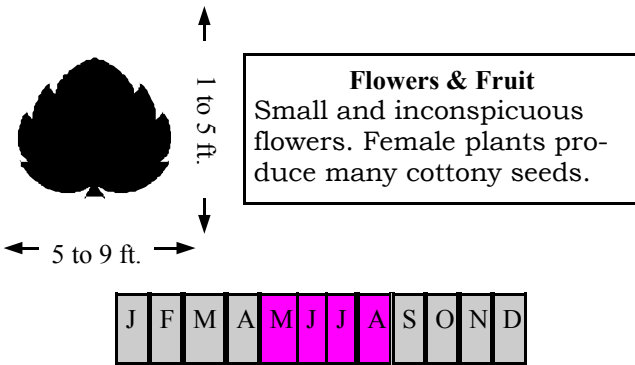




## *Baccharis* species

### Coyote Brush

Asteraceae family



### HARDINESS

Hardy in all zones.

Full sun.

Little to no irrigation.

### LANDSCAPE USE

Ground cover or base shrub. Good for poor soils, erosion control and revegetation projects.

### PROBLEMS?

Cannot tolerate regular watering, especially near the coast. Cottony flowers can be unsightly.

### COMMENTS

*B. pilularis* – Most popular and dependable. Popular cultivars:

‘Centennial’ – 3 ft tall; 5 ft wide.

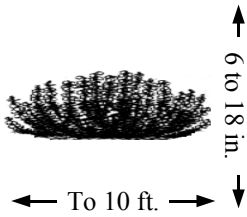
‘Twin Peaks’ - 2 ft tall; 6 ft wide. ‘Pigeon

Point’ - 3 ft tall; 9 ft wide.

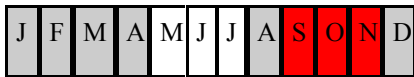
*B. sarathroides* – Used mainly for revegetation projects. Can spread readily by seed and become a problem in unwanted areas.



*Cotoneaster dammeri*  
 Bearberry Cotoneaster  
 Rosaceae family



**Flowers & Fruit**  
 Small white flowers in the spring; bright red fruit in the fall and winter.



**HARDINESS**

Hardy in all zones.  
 Full sun to part shade.  
 Little to moderate amounts of water.

**LANDSCAPE USE**

Low growing ground cover, looks good in small or large planter beds. Will drape over walls or cascade down slopes.

**PROBLEMS?**

Dependable plant in coastal or inland areas.

**COMMENTS**

Varieties:

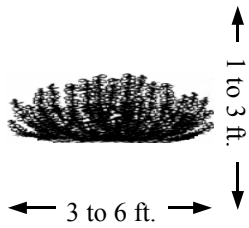
- Coral Beauty: grows to 6 inches tall.
- Eichholz: grows to 10 - 12 inches tall; some leaves turn red-orange in the fall.
- Lowfast: to one foot tall.
- Skogsholmen: to 1 ½ feet tall.



## *Lantana montevidensis*

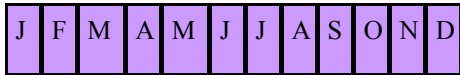
### Trailing Lantana

Verbenaceae family



#### Flowers & Fruit

Blooms more in the spring and fall months; no winter bloom in colder climates. White variety also available.



### HARDINESS

Coastal, Inland Valley (will die back during colder winter periods).

Full sun to part shade. Providing protection in interior areas will reduce cold damage.

Needs low to moderate amounts of water.

### LANDSCAPE USE

Colorful border ground cover. Hanging Baskets. Large slope plantings. Winter color in coastal areas.

### PROBLEMS?

Very dependable in coastal areas. Needs to be pruned severely at least once a year to reduce thatch buildup. Some people find odor of leaves objectionable.

### COMMENTS?

One of the better and most colorful ground covers for coastal areas. Some interior areas may be too cold for this plant. Check with your local nursery.





# *Trees*

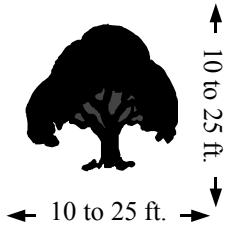


*Quercus agrifolia*



*Geijera parviflora*

*Arbutus unedo*  
Strawberry Tree  
Eriaceae family



**Flowers & Fruit**  
White urn shaped flowers in small clusters hang from branch ends. Fruit is small, red and edible (if not flavorless).



**HARDINESS**

Hardy in all zones.

Full sun.

Takes low amounts of water, but tolerates lawn watering also.

**LANDSCAPE USE**

Great small patio tree. Fruit provides color in the winter. With age, twisted trunk adds great interest and emphasis to the landscape.

**PROBLEMS?**

Pest free. Fruit may be a nuisance near patios. Suckers need regular removal.

**COMMENTS**

Grows slowly so plant a large one if time is a factor. Can be easily trained into a multi-trunked tree or large shrub. Smaller true shrub varieties are also available.





*Geijera parviflora*  
Australian Willow  
Rutaceae family



↑  
20 to 30 ft.

**Flowers & Fruits**  
Small, creamy white, non-showy  
flowers in clusters along  
branches.

← 15 to 25 ft. →

J	F	M	A	M	J	J	A	S	O	N	D
---	---	---	---	---	---	---	---	---	---	---	---

### HARDINESS

Hardy in all zones. Full sun.

Needs water when young to speed growth.  
In deep soils will go 2 to 3 weeks without  
water in summer.

### LANDSCAPE USE

Beautiful tropical looking tree. Will not grow  
huge making it very good for small yards and  
patio areas. Weeping growth habit fits with  
tropical and Mediterranean styles.

### PROBLEMS?

Basically trouble free. Sometimes looks a  
little sparse when young. Better to buy lar-  
ger tree when possible. Take the time to  
prune to form when young.

### COMMENTS

One of the better small trees for Southern  
California. Low maintenance once estab-  
lished. Very little pruning needed after first  
few years.





# *Prunus ilicifolia lyonii*

Catalina Cherry

Rosaceae family



↑ 20 to 50 ft. ↓

← 20 to 30 ft. →

### Flowers & Fruit

Long spikes of small white flowers. Red to black berries follow in the summer.



## HARDINESS

Hardy in all zones.

Full sun.

No irrigation near the coast, periodic deep waterings in hotter climates.

## LANDSCAPE USE


California native gardens, large perimeter screen, accent tree.

## PROBLEMS?

Fruit drop may be a nuisance on pavement, patios and sidewalks.

## COMMENTS

Native to Southern California channel islands. In nature it does not grow on dry exposed areas. When planted near the coast it may not need any irrigation in deep soils with some sun protection but plants in hotter areas with shallow rocky soils will need periodic deep waterings, even near the coast.

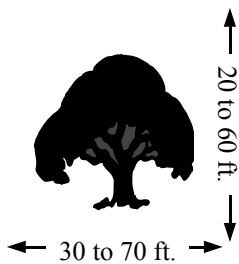




## *Quercus agrifolia*

Coast Live Oak

Fagaceae family



**Flowers & Fruit**  
Small creamy yellow clusters of flowers. Conical, 1 inch acorns.



### HARDINESS

Hardy in all zones.

Full sun to part shade.

Do not water natural trees. Planted ones can take regular irrigation or no water.

### LANDSCAPE USE

Large tree for California native gardens, slopes, perimeter areas. Growth habit makes it look out of place in formal gardens.

### PROBLEMS?

Oak moth larvae eat leaves. Aggressive roots make it hard to plant underneath. Messy in the spring due to leaf drop.

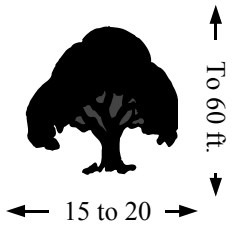
### COMMENTS

Live oak and sycamore are the two most majestic native trees in Southern California. Very important not to irrigate natural trees, many have been killed after receiving summer irrigation. Young trees need training to ensure good mature form. They usually do not look very good until they reach a larger size.





*Washingtonia filifera*  
California Fan Palm  
Arecaceae family



**Flowers & Fruit**  
White flowers on up to 10 foot long spikes. Black berries that follow.

J	F	M	A	M	J	J	A	S	O	N	D
---	---	---	---	---	---	---	---	---	---	---	---



**HARDINESS**

Hardy in all zones.  
Full sun.  
Needs occasional water in the summer.

**LANDSCAPE USE**

Mediterranean landscapes and large vertical accent.

**PROBLEMS?**

Eventually grows too tall for most smaller suburban landscapes.

**COMMENTS**

Looks similar to much more popular Mexican Fan Palm (*W. robusta*) but is more stout in both the trunk and the foliage canopy.

## *Multi-Category Plants*



*Arctostaphylos species*

*Rhus ovata*



*Melaleuca nesophila*



## Arctostaphylos species

### Manzanita

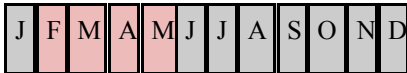

Eriaceae family



↑  
1 to 15 ft  
↓

← 5 to 15 ft →

**Flowers & Fruit**  
Most manzanita species have pinkish-white flowers in the spring months.



## HARDINESS

Hardy in all zones, however some species perform best near the coast.

Full sun near the coast, some afternoon protection from the sun in hot areas.

## LANDSCAPE USE

Ground cover for prostrate types, background and filler shrub for upright types.

## PROBLEMS?

Needs to be planted in an area that receives little to no summer water.

## COMMENTS

*A. densiflora* 'Howard McMinn'  
4-6 ft tall; 5-7 ft wide.

*A. edmundsii* – Little Sur Manzanita  
2-3 ft tall; 8-12 ft wide

*A. 'Emerald Carpet'*  
1 ft tall; 4-5 ft wide

*A. manzanita* – Common Manzanita  
6-15 ft tall; 5-10 ft wide

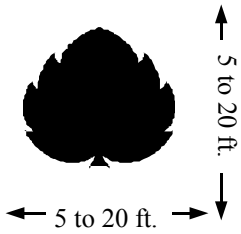




## *Bougainvillea* species

*Bougainvillea*

Nyctaginaceae family



**Flowers & Fruit**  
Prolific brilliant blooms in many different colors (depending on variety). Color from flower bracts (like Poinsettia).



### HARDINESS

Best near the coast. May be cold damaged in interior areas. Older plants have more cold tolerance.

Full sun to partial shade in hotter areas.

Very little water once established. Excess water lessens flower production.

### LANDSCAPE USE

Large vine to cover wall or drape down from roof. Ground cover for large areas (make sure to select proper variety).

### PROBLEMS?

Pest free. Take care not to disturb roots when planting from container.

### COMMENTS

Make sure to select the correct variety to fit your landscape. Some grow vigorously and tend to climb any support. Others stay relatively small and shrub-like.

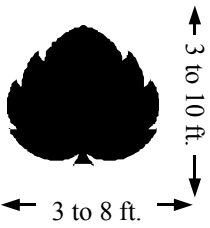




## Ceanothus species

### Wild Lilac


Rhamnaceae family



#### Flowers & Fruit

Deep blue flowers resemble small lilacs. Blooms profusely in spring. White varieties are also available.

Varies by type.



## HARDINESS

Hardy in all zones.

Full sun.

Little or no water on coast, more inland.

## LANDSCAPE USE

Great background shrub or ground cover.  
Gives rich green and blue colors.

## PROBLEMS?

Short lived, only 5 to 10 years. Aphids or whiteflies are sometimes a problem. The biggest cultural concern with Ceanothus is root rot due to summer watering. Water infrequently or not at all if possible. Choose varieties that tolerate summer water in heavy soils or areas where water is necessary other plants.

## COMMENTS

Several species and varieties are available and changing often. Varieties vary in plant and leaf size, and flower color. Check with local nurseryman to determine best one for your situation.

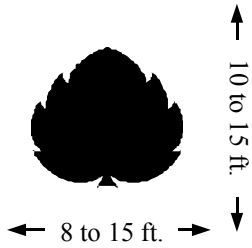




## *Heteromeles arbutifolia*

Toyon, Christmas Berry

Rosaceae family



**Flowers & Fruits**  
Small white flowers in showy clusters. Clusters of brilliant red berries in winter.



### HARDINESS

Hardy in all zones

Full sun (part shade in hot areas).

Needs very little water once established.

### LANDSCAPE USE

Colorful large background shrub. Winter color. Good for large slope areas and native restoration. Tolerates poor and rocky soils.

### PROBLEMS?

Relatively pest free. Aphids may become a problem. Strong winds may cause branch breakage.

### COMMENTS

Can easily be trimmed into small multi-trunked tree. Fruit attracts birds in winter. A great plant for large areas and re-vegetation projects. Native to Southern California coastal canyons and north slopes.



# *Lyonothamus floribundus*

Catalina Ironwood

Rosaceae family



← 12 to 15 ft. →

↑  
20 to 40 in  
↓

**Flowers & Fruit**  
One inch wide flowers appear during spring and fall. Flowers are colorful but not prolific.



J	F	M	A	M	J	J	A	S	O	N	D
---	---	---	---	---	---	---	---	---	---	---	---

## HARDINESS

Hardy in all zones

Full sun. . May need shade from the sun in hot climates.

Needs occasional deep watering.

## LANDSCAPE USE

Small tree or large background shrub.

## PROBLEMS?

Does best in well drained soils. May show chlorosis (yellow new growth) in heavy wet soils. Dry flower clusters linger for several months and may be unsightly.

## COMMENTS

Sub-species *L. f. asplenifolius* has attractive fern-like foliage.

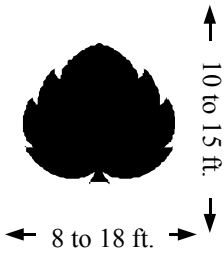




# Melaleuca nesophila

## Pink Melaleuca

Myrtaceae family



### Flowers & Fruit

Pink bottle brush type flowers on branch terminals most of the year. Seed capsules persist for long time.



J	F	M	A	M	J	J	A	S	O	N	D
---	---	---	---	---	---	---	---	---	---	---	---

### HARDINESS

Hardy in all zones.

Full sun.

Very little to no water once established.

### LANDSCAPE USE

Slope plantings, perimeter planters, accent large shrub or small tree. Good for areas where very little irrigation is the goal.

### PROBLEMS?

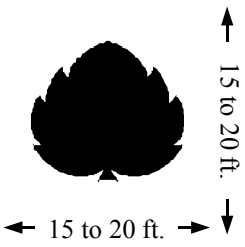
No pest or disease problems. Tends to have an erratic growth habit that makes it look somewhat untidy if not selectively pruned.

### COMMENTS

Grows naturally as a tree, needs pruning to maintain shrub form. Does well in poor soils and tolerates salt spray from the ocean. With age, develops a picturesque form as the large branches lay down.



*Rhus ovata*  
Sugar Bush  
Anacardeaceae family



**Flowers & Fruit**  
Small white and light crimson flower clusters followed by black berries.



J	F	M	A	M	J	J	A	S	O	N	D
---	---	---	---	---	---	---	---	---	---	---	---

**HARDINESS**

Hardy in all zones.  
Full sun.  
Very little to no irrigation.

**LANDSCAPE USE**

Large shrub for California native gardens. Can be pruned into a small tree that reveals attractive bark.

**PROBLEMS?**

May not perform well in heavy soils in areas that require irrigation.

**COMMENTS**

This plant is native to Southern California chaparral and sage scrub habitats. Once established it may need no irrigation.

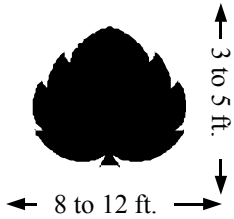




## *Ribes viburnifolium*



Evergreen Currant

Saxifragaceae family



### Flowers & Fruit

Clusters of small flowers late winter to spring, red berries follow in spring to summer.



## HARDINESS

Hardy in all zones.

Does best with partial shade on the coast, partial sun inland.

Needs no additional water but tolerates some irrigation.

## LANDSCAPE USE


California native gardens, ground cover for large areas, under trees in hot climates or under native trees in irrigation-free planters.

## PROBLEMS?

Very dependable.

## COMMENTS

Native to canyons and partial shade areas on Catalina Island. Growth habit and flowers are different than other currants. Avoid shearing to allow plant to develop long arching branches which give it distinct character.



# **Resources**

The list below is comprised of resources to help you learn more about how you can incorporate native and drought-tolerant plants into your own garden.

## ***Botanic Gardens Displaying Native Plants***

Descanso Gardens  
(818) 949-4200  
[www.descanso.com](http://www.descanso.com)

Friends of the Regional Parks Garden  
[www.nativeplants.org/](http://www.nativeplants.org/)

Fullerton Arboretum  
(714) 278-3579  
[www.arboretum.fullerton.edu](http://www.arboretum.fullerton.edu)

Rancho Santa Ana Botanic Garden  
(909) 625-8767  
[www.rsabg.org](http://www.rsabg.org)

Santa Barbara Botanic Garden  
(805) 682-4726  
[www.santabarbarabotanicgarden.org/](http://www.santabarbarabotanicgarden.org/)

UC Riverside Botanic Gardens  
(909) 787-4650  
[www.gardens.ucr.edu](http://www.gardens.ucr.edu)

## ***Native Plant Organizations***

California Native Plant Society  
[www.cnps.org](http://www.cnps.org)

California Oaks Foundation  
[www.californiaoaks.org](http://www.californiaoaks.org)

Theodore Payne Foundation  
(818) 768-1802  
[www.theodorepayne.org](http://www.theodorepayne.org)



### ***Additional Botanical Resources***

Cal Flora  
[www.calflora.org/](http://www.calflora.org/)

Native Plants for a California Garden  
[www.mynativeplants.com/](http://www.mynativeplants.com/)

Wildflower Hotline  
(March to May)  
(818) 768-3533

### ***Nurseries specializing in native and drought-tolerant plants***

Dean's Greens (Etiwanda)  
(909) 899-1820

El Nativo Growers, Inc. (Azusa)  
(626) 969-8449  
[www.elnativogrowers.com](http://www.elnativogrowers.com)

Garrison Foothill Nursery (Upland)  
(909) 949-9878

Las Pilitas Nursery (Escondido)  
(760) 749-5992  
[www.laspilitas.com](http://www.laspilitas.com)

Matilija Nursery (Moorpark)  
(805) 523-8604  
[www.matilijanursery.com](http://www.matilijanursery.com)

Mockingbird Nursery (Riverside)  
(909) 780-4571

Mt. Fuji Nursery (Upland)  
(909) 985-2219

Native Sons (Arroyo Grande)  
(805) 481-5996  
[//nativeson.com](http://nativeson.com)

Perrson's Nursery (Pasadena)  
(626) 792-6073

San Marcos Growers (Santa Barbara)  
(805) 683-1561  
[www.smgrowers.com](http://www.smgrowers.com)

Suncrest Nurseries, Inc. (Watsonville)  
(831) 728-2595  
[www.suncrestnurseries.com](http://www.suncrestnurseries.com)

Tarweed Nursery & Landscape (Chatsworth)  
(818) 888-2318

The Garden (Pomona)  
(909) 629-2062

Tree of Life Nursery (San Juan Capistrano)  
(949) 728-0685  
[www.treeoflifenuresery.com](http://www.treeoflifenuresery.com)

***Native Plant and Water Conservation Demonstration Gardens  
Los Angeles County***

Henry C. Soto Water Conservation Garden  
301 North Baldwin Avenue, Arcadia, CA 91007  
Phone: 626-821-3222

Xeriscape Garden  
164 West Magnolia Boulevard, Burbank, CA 91503  
Phone: 818-238-3730

Soka University Botanical Research Center and Nursery  
26800 W. Mulholland Highway, Calabasas, CA 91302  
Phone: (818) 878-3763

Rancho Santa Ana Botanic Garden  
1500 North College Avenue, Claremont, CA 91711  
Phone: 909-625-8767

Descanso Gardens  
1418 Descanso Drive, La Canada, CA 91011  
Phone: 818-952-4403

Long Beach Water Department Xeriscape Garden  
1800 East Wardlow Road, Long Beach, CA 90807  
Phone: 562-570-2308

El Alisal: Charles F. Lummis Home  
200 East Avenue 43, Los Angeles, CA 90031  
Phone: 213-222-0546

South Coast Botanic Garden  
26300 Crenshaw Boulevard, Palos Verdes Peninsula, CA 90274  
Phone: 310-544-6815

Santa Monica Civic Auditorium  
Pico Boulevard and Main Street, Santa Monica, CA 90401  
Phone: 310-458-2227



### ***Orange County***

Anaheim's Waterwise Garden  
2150 East Katella Avenue, Anaheim, CA 92806  
Phone: 714-765-4256

Mesa Consolidated Water District Water Wise Garden  
1965 Placentia Avenue, Costa Mesa, CA 92627  
Phone: 949-574-1031

Fullerton Arboretum  
1900 Associated Road, Fullerton, CA 92831  
Phone: 714-278-3579

### ***Riverside County***

Western Municipal Water District's Landscapes Southern California Style  
450 Alessandro Boulevard, Riverside, CA 92508  
Phone: 909-789-5087  
[www.wmwd.com/landscape.htm](http://www.wmwd.com/landscape.htm)

U.C. Riverside Botanic Garden  
At the University of California Riverside, CA 92521  
Phone: 909-784-6962

### ***San Bernardino County***

E. Rowley Demonstration Garden  
4594 San Bernardino Street, Montclair, CA 91763  
Phone: 909-626-2711

### ***San Diego County***

Chula Vista Nature Center  
1000 Gundpowder Point Drive, Chula Vista, CA 91910  
Phone: 619-409-5903

Sweetwater Authority Demonstration Garden  
505 Garrett Avenue, Chula Vista, CA 91910  
Phone: 619-422-8395

The Water Conservation Garden  
12122 Cuyamaca College Drive, El Cajon, CA 92109  
Phone: 619-660-1684

Quail Botanical Gardens  
230 Quail Gardens Drive, Encinitas, CA 92024  
Phone: 760-436-3036

Xeriscape Demonstration Garden  
1920 North Iris Lane, Escondido, CA 92026  
Phone: 760-745-5522

Balboa Park  
1549 El Prado, San Diego, CA 92101  
Phone: 619-239-0512

Famosa Slough Wetlands Preserve  
Famosa Boulevard at West Point Loma Boulevard, San Diego, CA 92107  
Phone: 619-224-4591

Point Loma Native Plant Garden  
Mendocino and Green Street, San Diego, CA 92107  
Phone: 619-236-1462

San Diego Native Plants Garden  
3250 Palm Avenue, San Diego, CA 92154  
Phone: 619-424-6473

***Ventura County***

Ojai Community Demonstration Garden  
Behind City Hall, 401 South Ventura Street, Ojai, CA 93023  
Phone: (805) 646-5581

City of Oxnard Water Division Demonstration Garden  
251 South Hayes Avenue, Oxnard, CA 93030  
Phone: (805) 385-8136



# References

Additional material was used from the following sources in the making of this handbook:

## Growing Native

Copyright Louise Lacey  
PO Box 489  
Berkeley, CA 94701  
510-232-9865  
ladylfab@growingnative.com  
<http://www.growingnative.com/>

## Landscape Plants for Western Regions

Perry, Robert C.  
Claremont, CA.  
Land Design Publishing 1992

## Sunset Western Garden Book

Menlo Park, CA.  
Sunset Publishing Corporation 2001

## Master Gardener Sonoma County

Originally created by Milo Baker Chapter of California Native  
Plant Society  
<http://cesonoma.ucdavis.edu/Gardener/pdfmg26gardeningwithnativeplants.pdf>

## California Native Plant Society

San Diego Chapter  
PO Box 121390  
San Diego, CA 92112-1390  
619-685-7321  
info@cnpssd.org  
<http://www.cnpssd.org/>

## Tree of Life Nursery

<http://www.treeoflife.com>

## Las Pilitas Nursery

<http://www.laspilitas.com>